



Part Number : - SI001

Hatch Shape Fill

Introduction:-

Designers are spending, few hours to fill improper hatch voids. It's really needs lot of time to draw the shape, name the net and fill.

This program will fill automatically all the voids below the required percentage of void area

This program will work only Cadence APD

Features:-

1. Support any Hatch shape
2. Circular, Square, Triangle, non-regular voids are supported.

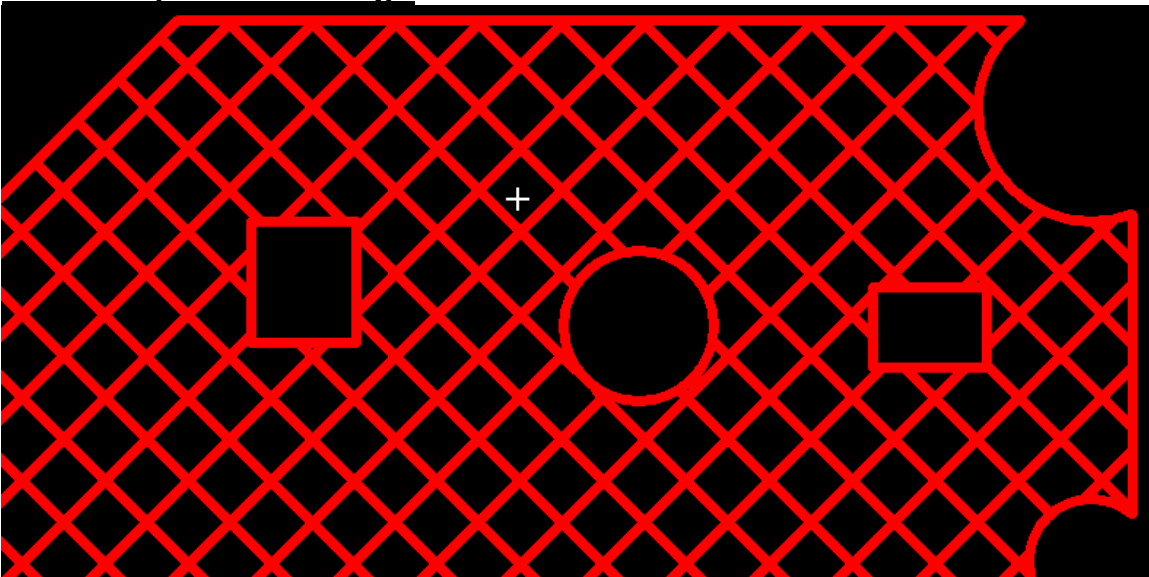
Use Model:-

User can select Auto or manual mode, auto mode the program will fill all the voids below the specified % of area, during manual mode user click on the specific voids. User select the hatch shape which like to fill in the voids. After selecting the shape, user can select any voids with in the shape, it will be filled and the program will assign the same net name as the hatch shape to avoid DRCs.

Output:-

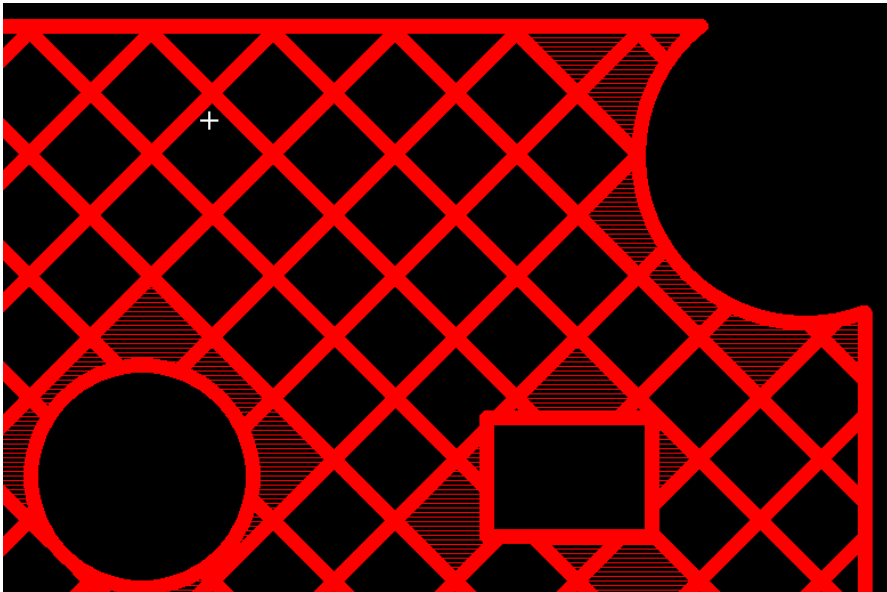
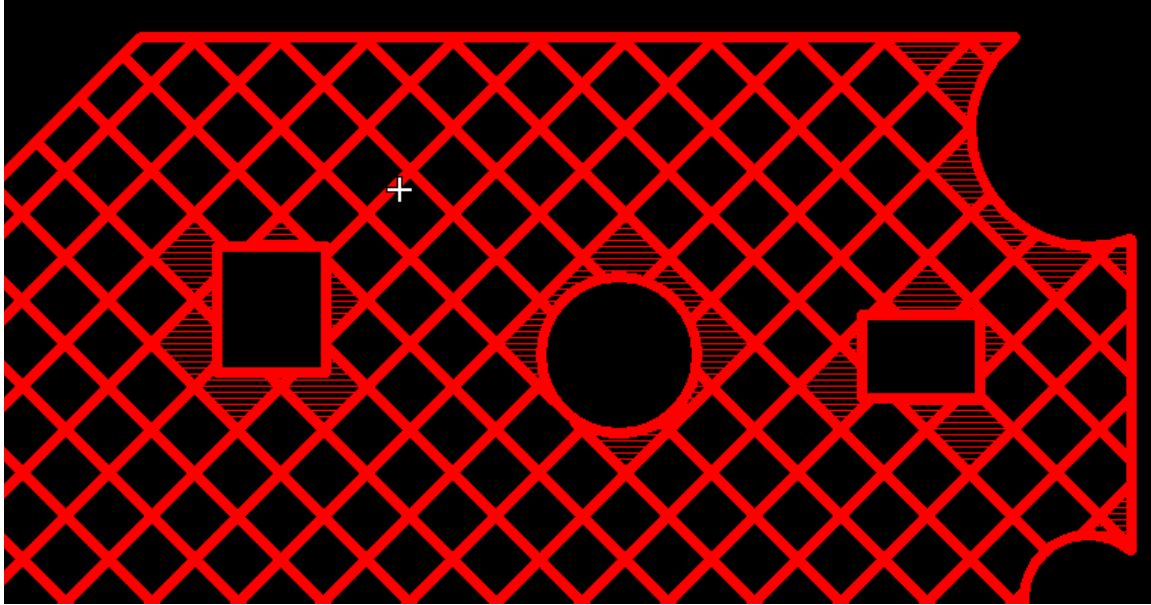
This program will create the hatch void shapes.

Hatch shape before filling:-





Hatch Shape fill after filling:-



Contact details:-

Email: sales@siartdesign.com, Tel: 91-80-25434115, <http://www.siartdesign.com>,